




LIAOCHENG UNIONDRILL ROCK DRILLING TOOLS CO.,LTD.

DTH Drilling Tools Product Catalogue



About us

Liaocheng UNIONDRILL Rock Drilling Tools Co.,Ltd.is a famous professional top hammer rock drilling tools and down the hole drilling tools Manufacturer in China.It was established in 2010,UNIONDRILL has rich experience in product research and development,because we have a considerable amount of experienced technicians and administrative staff.We have a commont goal:becoming the best rock drilling tools manufacturer.

UNIONDRILL covers an area of 200 Chinese acres with more than 300 employees,it owns a rock drilling tools steel and rock drilling tools engineering technology research center.UNIONDRILL is qualified in accordance with ISO9001.By 2018,we have more than 30s distributors and customers around the world,They provide us with a lot of product usage data for product improvement.

As a global manufacturer,we supply reliable products for users all of the world,and our renowned quality and responsive customer service will help boost your productivity,and provide you with cost-effective rock drilling solutions.

UNIONDRILL provides exceptional technical know-how in development,production and application. Our personnel understand your drilling needs,and have the service skills to recommend the right drill bits and accessories for the job.

If your application demands are unique,UNIONDRILL's experienced product developers will create the custom tools you require.Our development team introduces innovative products each year-tools that are rigorously tested in the field and proven to perform beyond industry expectations.

UNIONDRILL has advantage in rock drilling tools field,As the famous suppliers in the word,we produce the best quality products,but our price is competitive,it can help you saving much money,so you have a good choice in purchasing Satisfactory products.

We look forward to establish a long-time and win-win cooperation relationship with you!



Down The Hole Drilling 潜孔钻具

Bit Face Design 面部设计 page 2

Bit Shank Identification Chart 潜孔钻头尾部尺寸 page 3

3" High Air Pressure DTH Bit 3 英尺高风压潜孔钻头 page 4

4" High Air Pressure DTH Bit 4 英尺高风压潜孔钻头 page 5-6

5" High Air Pressure DTH Bit 5 英尺高风压潜孔钻头 page 7-8

6" High Air Pressure DTH Bit 6 英尺高风压潜孔钻头 page 9-10

8" High Air Pressure DTH Bit 8 英尺高风压潜孔钻头 page 11-12

DTH Drill Pipe 潜孔钻杆 page 13

Subs 转换接头 page 14



















荣睿钻具UNIONDRILL DTH DRILL TOOLS

潜孔钻头面部设计 Bit face designs

面部设计 Face	合金 Button	应用 Applications
凹心 Concave face	抛物线齿 Parabolic 	<ul style="list-style-type: none"> · 钻孔直线度好, 进尺速度快 Straight hole application, fast penetration · 适用中软岩 Suited for soft to medium rock · 不适用腐蚀岩 Non Abrasive
凹心 Concave face	圆齿 Spherical 	<ul style="list-style-type: none"> · 钻孔直线度好, 耐磨性好 Straight hole application, wearing resistance good · 适用中硬岩 Suited for medium to hard rock · 适用腐蚀岩 Abrasive
凸面 Convex face	抛物线齿 Parabolic 	<ul style="list-style-type: none"> · 进尺速度快 fast penetration · 适用软岩 Suited for soft rock · 不适用腐蚀岩 Non Abrasive
平面 Flat face	圆齿 Spherical 	<ul style="list-style-type: none"> · 耐磨性好 Wearing resistance good · 适用硬岩 Suited for hard rock · 适用腐蚀岩 Abrasive


荣睿钻具UNIONDRILL DTH DRILL TOOLS

潜孔钻头尾部尺寸 Bit shank identification chart





	DHD 3.5 · 3"		QL 40 · 4"
	DHD 340 · 4"		QL 50 · 5"
	DHD 350 · 5"		QL 60 · 6"
	DHD 360 · 6"		QL 80 · 8"
	DHD 380 · 8"		M 30 · 3"
	SD 4 · 4"		M 40 · 4"
	SD 5 · 5"		M 50 · 5"
	SD 6 · 6"		M 60 · 6"
	SD 8 · 8"		M 80 · 8"

荣睿钻具UNIONDRILL DTH DRILL TOOLS








低风压潜孔钻头 Low air pressure DTH Bits

钻头系列 DTH Bit	钻头直径 Diameter		合金数量×直径 No×button diameter		气孔 Air holes	重量 Weight (Kg)	编号 Part No.
	毫米 mm	英寸 inch	芯齿 Front	边齿 Gauge			
CIR80 	抛物线齿/凸面型 Parabolic button/Convex face						
	80	3 1/7	2×12, 2×12	6×13	2	3	614-80CR80-412/613-42-53
	圆齿/平面型 Spherical button/Flat face						
	90	3 1/2	4×12	6×14	3	3	611-90CR80-412/614-42-33
CIR90 	抛物线齿/凸面型 Parabolic button/Convex face						
	90	3 1/2	2×13, 2×12	6×14	2	3.5	614-90CR90-413/614-42-53
	93	3 5/8	2×13, 2×12	6×14	2	3.6	614-93CR90-413/614-42-53
	95	3 3/4	2×14, 2×12	6×14	2	3.7	614-95CR90-414/614-42-53
	圆齿/平面型 Spherical button/Flat face						
	90	3 1/2	4×12	6×14	3	3.5	611-90CR90-412/614-42-33
	93	3 5/8	4×12	6×14	3	3.6	611-93CR90-412/614-42-33
	95	3 3/4	4×12	6×14	3	3.7	611-95CR90-412/614-42-33







高风压潜孔钻头 High air pressure DTH Bits

3"	钻头直径 Diameter		合金数量×直径 No×button diameter		气孔 Air holes	重量 Weight (Kg)	编号 Part No.
	毫米 mm	英寸 inch	芯齿 Front	边齿 Gauge			
DHD3.5  	抛物线齿/凸面型 Parabolic button/Convex face						
	90	3 1/2	4×12, 2×12	8×12	2	4.5	614-90D3.5-612/812-22-51
	95	3 3/4	4×12, 2×12	8×12	2	4.8	614-95D3.5-612/812-22-51
	100	3 7/8	4×13, 2×13	8×13	2	5	614-100D3.5-613/813-22-51
	105	4 1/8	4×14, 2×14	8×14	2	5.5	614-105D3.5-614/814-22-51
	圆齿/平面型 Spherical button/Flat face						
	90	3 1/2	6×12	8×12	2	4.5	611-90D3.5-612/812-22-41
	95	3 3/4	6×12	8×12	2	4.8	611-95D3.5-612/812-22-41
	100	3 7/8	6×13	8×13	2	5	611-100D3.5-613/813-22-41
	105	4 1/8	6×14	8×14	2	5.5	611-105D3.5-614/814-22-41
M30  	抛物线齿/凸面型 Parabolic button/Convex face						
	90	3 1/2	4×12, 2×12	8×12	2	4.7	614-90M30-612/812-22-51
	95	3 3/4	4×12, 2×12	8×12	2	4.9	614-95M30-612/812-22-51
	100	3 7/8	4×13, 2×13	8×13	2	5.3	614-100M30-613/813-22-51
	105	4 1/8	4×14, 2×14	8×14	2	5.6	614-105M30-614/814-22-51
	圆齿/平面型 Spherical button/Flat face						
	90	3 1/2	6×12	8×12	2	4.7	611-90M30-612/812-22-41
	95	3 3/4	6×12	8×12	2	4.9	611-95M30-612/812-22-41
	100	3 7/8	6×13	8×13	2	5.3	611-100M30-613/813-22-41
	105	4 1/8	6×14	8×14	2	5.6	611-105M30-614/814-22-41

高风压潜孔钻头 High air pressure DTH Bits








4 "	钻头直径 Diameter		合金数量×直径 Noxbutton diameter		气孔 Air holes	重量 Weight (Kg)	编号 Part No.
	毫米 mm	英寸 inch	芯齿 Front	边齿 Gauge			
   	DHD340						
	抛物线齿/凹面型 Parabolic button/Concave face						
	115	4 1/2	4×14, 2×14	8×14	2	10.0	613-115D340-614/814-22-51
	121	4 3/4	4×14, 2×14	8×14	2	11.0	613-121D340-614/814-22-51
	127	5	4×14, 3×14	8×14	2	12.0	613-127D340-714/814-22-51
	130	5 1/8	4×14, 3×14	8×16	2	14.0	613-130D340-714/816-22-51
	圆齿/凹面型 Spherical button/Concave face						
	115	4 1/2	4×14, 2×14	8×14	2	10.0	613-115D340-614/814-22-41
	121	4 3/4	4×14, 2×14	8×14	2	11.0	613-121D340-614/814-22-41
	127	5	4×14, 3×14	8×14	2	12.0	613-127D340-714/814-22-41
	130	5 1/8	4×14, 3×14	8×16	2	14.0	613-130D340-714/816-22-41
	133	5 1/4	4×14, 3×14	8×16	2	15.0	613-133D340-714/816-22-41
	抛物线齿/凸面型 Parabolic button/Convex face						
	110	4 3/8	4×14, 2×14	8×14	2	9.3	614-110D340-614/814-22-51
	115	4 1/2	4×14, 2×14	8×14	2	10.0	614-115D340-614/814-22-51
	121	4 3/4	4×14, 2×14	8×14	2	11.0	614-121D340-614/814-22-51
	127	5	4×14, 3×14	8×14	2	12.0	614-127D340-714/814-22-51
	130	5 1/8	4×14, 3×14	8×16	2	14.0	614-130D340-714/816-22-51
	133	5 1/4	4×14, 3×14	8×16	2	15.0	614-133D340-714/816-22-51
	圆齿/平面型 Spherical button/Flat face						
	110	4 3/8	6×14	8×14	2	9.3	611-110D340-614/814-22-41
	115	4 1/2	6×14	8×14	2	10.0	611-115D340-614/814-22-41
	121	4 3/4	6×14	8×14	2	11.0	611-121D340-614/814-22-41
	127	5	7×14	8×14	2	12.0	611-127D340-714/814-22-41
130	5 1/8	7×14	8×16	2	14.0	611-130D340-714/816-22-41	
133	5 1/4	7×14	8×16	2	15.0	611-133D340-714/816-22-41	
  	SD4						
	圆齿/凹面型 Spherical button/Concave face						
	115	4 1/2	4×14, 2×14	8×14	2	9.8	613-115SD4-614/814-22-41
	121	4 3/4	4×14, 2×14	8×14	2	11.5	613-121SD4-614/814-22-41
	127	5	4×14, 3×14	8×14	2	12.3	613-127SD4-714/814-22-41
	130	5 1/8	4×14, 3×14	8×16	2	14.3	613-130SD4-714/816-22-41
	抛物线齿/凸面型 Parabolic button/Convex face						
	110	4 3/8	4×14, 2×14	8×14	2	9.5	614-110SD4-614/814-22-51
	115	4 1/2	4×14, 2×14	8×14	2	9.8	614-115SD4-614/814-22-51
	121	4 3/4	4×14, 2×14	8×14	2	11.5	614-121SD4-614/814-22-51
	127	5	4×14, 3×14	8×14	2	12.3	614-127SD4-714/814-22-51
	130	5 1/8	4×14, 3×14	8×16	2	14.3	614-130SD4-714/816-22-51
	133	5 1/4	4×14, 3×14	8×16	2	15.3	614-133SD4-714/816-22-51
	圆齿/平面型 Spherical button/Flat face						
	110	4 3/8	6×14	8×14	2	9.5	611-110SD4-614/814-22-41
	115	4 1/2	6×14	8×14	2	9.8	611-115SD4-614/814-22-41
	121	4 3/4	6×14	8×14	2	11.5	611-121SD4-614/814-22-41
	127	5	7×14	8×14	2	12.3	611-127SD4-714/814-22-41
	130	5 1/8	7×14	8×16	2	14.3	611-130SD4-714/816-22-41
	133	5 1/4	7×14	8×16	2	15.3	611-133SD4-714/816-22-41

高压潜孔钻头 High air pressure DTH Bits

4"	钻头直径 Diameter		合金数量×直径 Noxbutton diameter		气孔 Air holes	重量 Weight (Kg)	编号 Part No.
	毫米 mm	英寸 inch	芯齿 Front	边齿 Gauge			
QL40   	圆齿/凹面型 Spherical button/Concave face						
	115	4 1/2	4×14, 2×14	8×14	2	10.0	613-115QL40-614/814-22-41
	121	4 3/4	4×14, 2×14	8×14	2	11.0	613-121QL40-614/814-22-41
	127	5	4×14, 3×14	8×14	2	12.0	613-127QL40-714/814-22-41
	130	5 1/8	4×14, 3×14	8×16	2	14.0	613-130QL40-714/816-22-41
	133	5 1/4	4×14, 4×14	8×16	2	15.0	613-133QL40-814/816-22-41
	抛物线齿/凸面型 Parabolic button/Convex face						
	110	4 3/8	4×14, 2×14	8×14	2	9.3	614-110QL40-614/814-22-51
	115	4 1/2	4×14, 2×14	8×14	2	10.0	614-115QL40-614/814-22-51
	121	4 3/4	4×14, 2×14	8×14	2	11.0	614-121QL40-614/814-22-51
	127	5	4×14, 3×14	8×14	2	12.0	614-127QL40-714/814-22-51
	130	5 1/8	4×14, 3×14	8×16	2	14.0	614-130QL40-714/816-22-51
	133	5 1/4	4×14, 4×14	8×16	2	15.0	614-133QL40-814/816-22-51
	圆齿/平面型 Spherical button/Flat face						
	110	4 3/8	6×14	8×14	2	10.0	611-110QL40-614/814-22-41
	115	4 1/2	6×14	8×14	2	10.3	611-115QL40-614/814-22-41
	121	4 3/4	6×14	8×14	2	10.6	611-121QL40-614/814-22-41
	127	5	7×14	8×14	2	11.5	611-127QL40-714/814-22-41
130	5 1/8	7×14	8×16	2	12.0	611-130QL40-714/816-22-41	
133	5 1/4	7×14	8×16	2	12.6	611-133QL40-714/816-22-41	
M40   	抛物线齿/凹面型 Parabolic button/Concave face						
	115	4 1/2	4×14, 2×14	8×14	2	6.8	613-115M40-614/814-22-51
	121	4 3/4	4×14, 2×14	8×14	2	7.4	613-121M40-614/814-22-51
	127	5	4×14, 3×14	8×14	2	7.6	613-127M40-714/814-22-51
	130	5 1/8	4×14, 3×14	8×16	2	8.0	613-130M40-714/816-22-51
	圆齿/凹面型 Spherical button/Concave face						
	115	4 1/2	4×14, 2×14	8×14	2	6.8	613-115M40-614/814-22-41
	121	4 3/4	4×14, 2×14	8×14	2	7.4	613-121M40-614/814-22-41
	127	5	4×14, 3×14	8×14	2	7.6	613-127M40-714/814-22-41
	130	5 1/8	4×14, 3×14	8×16	2	8.0	613-130M40-714/816-22-41
	133	5 1/4	4×14, 4×14	8×16	2	8.3	613-133M40-814/816-22-41
	抛物线齿/凸面型 Parabolic button/Convex face						
	110	4 3/8	4×14, 2×14	8×14	2	6.4	614-110M40-614/814-22-51
	115	4 1/2	4×14, 2×14	8×14	2	6.8	614-115M40-614/814-22-51
	121	4 3/4	4×14, 2×14	8×14	2	7.4	614-121M40-614/814-22-51
	127	5	4×14, 3×14	8×14	2	7.6	614-127M40-714/814-22-51
	130	5 1/8	4×14, 3×14	8×16	2	8.0	614-130M40-714/816-22-51
	133	5 1/4	4×14, 4×14	8×16	2	8.3	614-133M40-814/816-22-51
圆齿/平面型 Spherical button/Flat face							
110	4 3/8	6×14	8×14	2	6.4	611-110M40-614/814-22-41	
115	4 1/2	6×14	8×14	2	6.8	611-115M40-614/814-22-41	
121	4 3/4	6×14	8×14	2	7.4	611-121M40-614/814-22-41	
127	5	7×14	8×14	2	7.6	611-127M40-714/814-22-41	
130	5 1/8	7×14	8×16	2	8.0	611-130M40-714/816-22-41	
133	5 1/4	7×14	8×16	2	8.3	611-133M40-714/816-22-41	








荣睿钻具UNIONDRILL DTH DRILL TOOLS

高风压潜孔钻头 High air pressure DTH Bits

5"	钻头直径 Diameter		合金数量×直径 Noxbutton diameter		气孔 Air holes	重量 Weight (Kg)	编号 Part No.
	毫米 mm	英寸 inch	芯齿 Front	边齿 Gauge			
   	DHD350						
	抛物线齿/凹面型 Parabolic button/Concave face						
	130	5 1/8	4×14, 3×14	8×16	2	15.0	613-130D350-714/816-22-51
	133	5 1/4	4×14, 3×14	8×16	2	15.0	613-133D350-714/816-22-51
	140	5 1/2	4×14, 4×14	8×16	2	16.0	613-140D350-814/816-22-51
	146	5 3/4	4×14, 4×14	8×16	2	18.0	613-146D350-814/816-22-51
	152	6	4×16, 4×16	8×18	2	20.0	613-152D350-816/818-22-51
	圆齿/凹面型 Spherical button/Concave face						
	130	5 1/8	4×14, 3×14	8×16	2	15.0	613-130D350-714/816-22-41
	133	5 1/4	4×14, 3×14	8×16	2	15.0	613-133D350-714/816-22-41
	140	5 1/2	4×14, 4×14	8×16	2	16.0	613-140D350-814/816-22-41
	146	5 3/4	4×14, 4×14	8×16	2	18.0	613-146D350-814/816-22-41
	152	6	4×16, 4×16	8×18	2	20.0	613-152D350-816/818-22-41
	抛物线齿/凸面型 Parabolic button/Convex face						
	130	5 1/8	3×14, 4×14	9×16	3	15.0	614-130D350-714/916-22-51
	133	5 1/4	3×14, 4×14	9×16	3	15.0	614-133D350-714/916-22-51
	140	5 1/2	3×16, 4×16	9×16	3	16.0	614-140D350-716/916-22-51
	146	5 3/4	3×16, 4×16	9×16	3	18.0	614-146D350-716/916-22-51
	152	6	3×16, 5×16	9×18	3	20.0	614-152D350-816/918-22-51
	圆齿/平面型 Spherical button/Flat face						
130	5 1/8	7×14	8×16	2	15.0	611-130D350-714/816-22-41	
133	5 1/4	7×14	8×16	2	15.0	611-133D350-714/816-22-41	
140	5 1/2	7×14	7×18	2	16.0	611-140D350-714/718-22-41	
140	5 1/2	8×14	9×16	3	16.0	611-140D350-814/916-22-41	
146	5 3/4	8×14	9×16	3	18.0	611-146D350-814/916-22-41	
152	6	8×16	9×18	3	20.0	611-152D350-816/918-22-41	
  	SD5						
	圆齿/凹面型 Spherical button/Concave face						
	130	5 1/8	4×14, 3×14	8×16	2	14.0	613-130SD5-714/816-22-41
	133	5 1/4	4×14, 3×14	8×16	2	14.0	613-133SD5-714/816-22-41
	140	5 1/2	4×14, 4×14	8×16	2	15.0	613-140SD5-814/816-22-41
	146	5 3/4	4×14, 4×14	8×16	2	15.8	613-146SD5-814/816-22-41
	152	6	4×16, 4×16	8×18	2	18.0	613-152SD5-816/818-22-41
	抛物线齿/凸面型 Parabolic button/Convex face						
	130	5 1/8	3×14, 4×14	9×16	3	14.0	614-130SD5-714/916-22-51
	133	5 1/4	3×14, 4×14	9×16	3	14.0	614-133SD5-714/916-22-51
	140	5 1/2	3×16, 4×16	9×16	3	15.0	614-140SD5-716/916-22-51
	146	5 3/4	3×16, 4×16	9×16	3	15.8	614-146SD5-716/916-22-51
	152	6	3×16, 5×16	9×18	3	18.0	614-152SD5-816/918-22-51
	圆齿/平面型 Spherical button/Flat face						
	130	5 1/8	7×14	8×16	2	14.0	611-130SD5-714/816-22-41
	133	5 1/4	7×14	8×16	2	14.0	611-133SD5-714/816-22-41
	140	5 1/2	7×14	7×18	2	15.0	611-140SD5-714/718-22-41
	140	5 1/2	8×14	9×16	3	15.0	611-140SD5-814/916-22-41
	146	5 3/4	8×14	9×16	3	15.8	611-146SD5-814/916-22-41
	152	6	8×16	9×18	3	18.0	611-152SD5-816/918-22-41




荣睿钻具 UNIONDRILL DTH DRILL TOOLS

高风压潜孔钻头 High air pressure DTH Bits

5"	钻头直径 Diameter		合金数量×直径 Noxbutton diameter		气孔 Air holes	重量 Weight (Kg)	编号 Part No.
	毫米 mm	英寸 inch	芯齿 Front	边齿 Gauge			
QL50   	圆齿/凹面型 Spherical button/Concave face						
	130	5 1/8	4×14, 3×14	8×16	2	14.5	613-130QL50-714/816-22-41
	133	5 1/4	4×14, 3×14	8×16	2	14.5	613-133QL50-714/816-22-41
	140	5 1/2	4×14, 4×14	8×16	2	15.5	613-140QL50-814/816-22-41
	146	5 3/4	4×14, 4×14	8×16	2	15.6	613-146QL50-814/816-22-41
	152	6	4×16, 4×16	8×18	2	16.5	613-152QL50-816/818-22-41
	抛物线齿/凸面型 Parabolic button/Convex face						
	130	5 1/8	3×14, 4×14	9×16	3	14.5	614-130QL50-714/916-22-51
	133	5 1/4	3×14, 4×14	9×16	3	14.5	614-133QL50-714/916-22-51
	140	5 1/2	3×16, 4×16	9×16	3	15.5	614-140QL50-716/916-22-51
	146	5 3/4	3×16, 4×16	9×16	3	15.6	614-146QL50-716/916-22-51
	152	6	3×16, 5×16	9×18	3	16.5	614-152QL50-816/918-22-51
	圆齿/平面型 Spherical button/Flat face						
	130	5 1/8	7×14	8×16	2	14.5	611-130QL50-714/816-22-41
	133	5 1/4	7×14	8×16	2	14.5	611-133QL50-714/816-22-41
	140	5 1/2	7×14	7×18	2	15.5	611-140QL50-714/718-22-41
	140	5 1/2	8×14	9×16	3	15.5	611-140QL50-814/916-22-41
	146	5 3/4	8×14	9×16	3	15.6	611-146QL50-814/916-22-41
152	6	8×16	9×18	3	16.5	611-152QL50-816/918-22-41	
M50    	抛物线齿/凹面型 Parabolic button/Concave face						
	130	5 1/8	4×14, 3×14	8×16	2	13.9	613-130M50-714/816-22-51
	133	5 1/4	4×14, 3×14	8×16	2	14.3	613-133M50-714/816-22-51
	140	5 1/2	4×14, 4×14	8×16	2	15.0	613-140M50-814/816-22-51
	146	5 3/4	4×14, 4×14	8×16	2	16.0	613-146M50-814/816-22-51
	152	6	4×16, 4×16	8×18	2	17.1	613-152M50-816/818-22-51
	圆齿/凹面型 Spherical button/Concave face						
	130	5 1/8	4×14, 3×14	8×16	2	13.9	613-130M50-714/816-22-41
	133	5 1/4	4×14, 3×14	8×16	2	14.3	613-133M50-714/816-22-41
	140	5 1/2	4×14, 4×14	8×16	2	15.0	613-140M50-814/816-22-41
	146	5 3/4	4×14, 4×14	8×16	2	16.0	613-146M50-814/816-22-41
	152	6	4×16, 4×16	8×18	2	17.1	613-152M50-816/818-22-41
	抛物线齿/凸面型 Parabolic button/Convex face						
	130	5 1/8	3×14, 4×14	9×16	3	13.9	614-130M50-714/916-22-51
	133	5 1/4	3×14, 4×14	9×16	3	14.3	614-133M50-714/916-22-51
	140	5 1/2	3×16, 4×16	9×16	3	15.0	614-140M50-716/916-22-51
	146	5 3/4	3×16, 4×16	9×16	3	16.0	614-146M50-716/916-22-51
	152	6	3×16, 5×16	9×18	3	17.1	614-152M50-816/918-22-51
	圆齿/平面型 Spherical button/Flat face						
	130	5 1/8	7×14	8×16	2	13.9	611-130M50-714/816-22-41
133	5 1/4	7×14	8×16	2	14.3	611-133M50-714/816-22-41	
140	5 1/2	8×14	9×16	3	15.0	611-140M50-814/916-22-41	
146	5 3/4	8×14	9×16	3	16.0	611-146M50-814/916-22-41	
152	6	8×16	9×18	3	17.1	611-152M50-816/918-22-41	






荣睿钻具UNIONDRILL DTH DRILL TOOLS

高风压潜孔钻头 High air pressure DTH Bits

6"	钻头直径 Diameter		合金数量×直径 No×button diameter		气孔 Air holes	重量 Weight (Kg)	编号 Part No.
	毫米 mm	英寸 inch	芯齿 Front	边齿 Gauge			
  	圆齿/凹面型 Spherical button/Concave face						
	152	6	4×16, 4×16	8×18	2	26.0	613-152D360-816/818-22-41
	155	6 1/8	4×16, 4×16	8×18	2	27.0	613-155D360-816/818-22-41
	159	6 1/4	4×16, 4×16	8×18	2	29.0	613-159D360-816/818-22-41
	165	6 1/2	4×16, 4×16	8×18	2	30.0	613-165D360-816/818-22-41
	165	6 1/2	4×18, 4×18	8×18	2	30.0	613-165D360-818/818-22-41
	172	6 3/4	4×18, 4×18	8×18	2	31.0	613-172D360-818/818-22-41
	178	7	4×18, 4×18	8×18	2	32.0	613-178D360-818/818-22-41
	190	7 1/2	3×18, 5×18	9×18	3	34.0	613-190D360-818/918-22-41
	203	8	3×18, 6×18	9×18	3	36.0	613-203D360-918/918-22-41
	抛物线齿/凸面型 Parabolic button/Convex face						
	152	6	6×16, 4×16	9×18	3	26.0	614-152D360-1016/918-22-51
	155	6 1/8	6×16, 4×16	9×18	3	27.0	614-155D360-1016/918-22-51
	159	6 1/4	6×16, 4×16	9×18	3	29.0	614-159D360-1016/918-22-51
	165	6 1/2	6×18, 4×18	9×18	3	30.0	614-165D360-1018/918-22-51
	172	6 3/4	6×18, 4×18	9×18	3	31.0	614-172D360-1018/918-22-51
	178	7	6×18, 4×18	9×18	3	32.0	614-178D360-1018/918-22-51
	190	7 1/2	6×18, 5×18	9×18	3	34.0	614-190D360-1118/918-22-51
	203	8	6×18, 6×18	9×18	3	36.0	614-203D360-1218/918-22-51
	圆齿/平面型 Spherical button/Flat face						
	152	6	8×16	9×18	3	26.0	611-152D360-816/918-22-41
	155	6 1/8	8×16	9×18	3	27.0	611-155D360-816/918-22-41
	159	6 1/4	9×16	9×18	3	29.0	611-159D360-916/918-22-41
	165	6 1/2	8×16	8×18	2	30.0	611-165D360-816/818-22-41
165	6 1/2	8×16	9×18	3	30.0	611-165D360-816/918-22-41	
172	6 3/4	8×18	9×18	3	31.0	611-172D360-818/918-22-41	
178	7	8×18	9×18	3	32.0	611-178D360-818/918-22-41	
190	7 1/2	9×18	9×18	3	34.0	611-190D360-918/918-22-41	
203	8	9×18	9×18	3	36.0	611-203D360-918/918-22-41	
SD6	抛物线齿/凹面型 Parabolic button/Concave face						
	152	6	4×16, 4×16	8×18	2	26.8	613-152SD6-816/818-22-51
	155	6 1/8	4×16, 4×16	8×18	2	27.0	613-155SD6-816/818-22-51
	159	6 1/4	4×16, 4×16	8×18	2	27.8	613-159SD6-816/818-22-51
	165	6 1/2	4×16, 4×16	8×18	2	28.0	613-165SD6-816/818-22-51
	172	6 3/4	4×18, 4×18	8×18	2	30.0	613-172SD6-818/818-22-51
	178	7	4×18, 4×18	8×18	2	32.0	613-178SD6-818/818-22-51
	190	7 1/2	3×18, 5×18	9×18	3	33.0	613-190SD6-818/918-22-51
	203	8	3×18, 6×18	9×18	3	35.0	613-203SD6-918/918-22-51
	圆齿/凹面型 Spherical button/Concave face						
	152	6	4×16, 4×16	8×18	2	26.8	613-152SD6-816/818-22-41
	155	6 1/8	4×16, 4×16	8×18	2	27.0	613-155SD6-816/818-22-41
	159	6 1/4	4×16, 4×16	8×18	2	27.8	613-159SD6-816/818-22-41
	165	6 1/2	4×16, 4×16	8×18	2	28.0	613-165SD6-816/818-22-41
	172	6 3/4	4×18, 4×18	8×18	2	30.0	613-172SD6-818/818-22-41
	178	7	4×18, 4×18	8×18	2	32.0	613-178SD6-818/818-22-41
	190	7 1/2	3×18, 5×18	9×18	3	33.0	613-190SD6-818/918-22-41
	203	8	3×18, 6×18	9×18	3	35.0	613-203SD6-918/918-22-41









荣睿钻具 UNIONDRILL DTH DRILL TOOLS

高风压潜孔钻头 High air pressure DTH Bits

6"	钻头直径 Diameter		合金数量×直径 Noxbutton diameter		气孔 Air holes	重量 Weight (Kg)	编号 Part No.
	毫米 mm	英寸 inch	芯齿 Front	边齿 Gauge			
QL60  	圆齿/凹面型 Spherical button/Concave face						
	152	6	4×16, 4×16	8×18	2	25.0	613-152QL60-816/818-22-41
	155	6 1/8	4×16, 4×16	8×18	2	25.8	613-155QL60-816/818-22-41
	159	6 1/4	4×16, 4×16	8×18	2	26.0	613-159QL60-816/818-22-41
	165	6 1/2	4×16, 4×16	8×18	2	27.6	613-165QL60-816/818-22-41
	172	6 3/4	4×18, 4×18	8×18	2	28.0	613-172QL60-818/818-22-41
	178	7	4×18, 4×18	8×18	2	29.0	613-178QL60-818/818-22-41
	190	7 1/2	3×18, 5×18	9×18	3	30.0	613-190QL60-818/918-22-41
	203	8	3×18, 6×18	9×18	3	32.0	613-203QL60-918/918-22-41
	圆齿/平面型 Spherical button/Flat face						
	152	6	8×16	9×18	3	25.0	611-152QL60-816/918-22-41
	155	6 1/8	8×16	9×18	3	25.8	611-155QL60-816/918-22-41
	159	6 1/4	9×16	9×18	3	26.0	611-159QL60-916/918-22-41
	165	6 1/2	8×16	8×18	2	27.6	611-165QL60-816/818-22-41
	165	6 1/2	8×16	9×18	3	27.6	611-165QL60-816/918-22-41
	172	6 3/4	8×18	9×18	3	28.0	611-172QL60-818/918-22-41
	178	7	8×18	9×18	3	29.0	611-178QL60-818/918-22-41
	190	7 1/2	9×18	9×18	3	30.0	611-190QL60-918/918-22-41
203	8	9×18	9×18	3	32.0	611-203QL60-918/918-22-41	
M60   	圆齿/凹面型 Spherical button/Concave face						
	152	6	4×16, 4×16	8×18	2	21.0	613-152M60-816/818-22-41
	155	6 1/8	4×16, 4×16	8×18	2	21.8	613-155M60-816/818-22-41
	159	6 1/4	4×16, 4×16	8×18	2	22.0	613-159M60-816/818-22-41
	165	6 1/2	4×16, 4×16	8×18	2	22.9	613-165M60-816/818-22-41
	165	6 1/2	4×18, 4×18	8×18	2	22.9	613-165M60-818/818-22-41
	172	6 3/4	4×18, 4×18	8×18	2	24.8	613-172M60-818/818-22-41
	178	7	4×18, 4×18	8×18	2	25.0	613-178M60-818/818-22-41
	190	7 1/2	3×18, 5×18	9×18	3	27.0	613-190M60-818/918-22-41
	203	8	3×18, 6×18	9×18	3	29.1	613-203M60-918/918-22-41
	抛物线齿/凸面型 Parabolic button/Convex face						
	152	6	6×16, 4×16	9×18	3	21.0	614-152M60-1016/918-22-51
	155	6 1/8	6×16, 4×16	9×18	3	21.8	614-155M60-1016/918-22-51
	159	6 1/4	6×16, 4×16	9×18	3	22.0	614-159M60-1016/918-22-51
	165	6 1/2	6×18, 4×18	9×18	3	22.9	614-165M60-1018/918-22-51
	172	6 3/4	6×18, 4×18	9×18	3	24.8	614-172M60-1018/918-22-51
	178	7	6×18, 4×18	9×18	3	25.0	614-178M60-1018/918-22-51
	190	7 1/2	6×18, 5×18	9×18	3	27.0	614-190M60-1118/918-22-51
203	8	6×18, 6×18	9×18	3	29.1	614-203M60-1218/918-22-51	
圆齿/平面型 Spherical button/Flat face							
152	6	8×16	9×18	3	21.0	611-152M60-816/918-22-41	
155	6 1/8	8×16	9×18	3	21.8	611-155M60-816/918-22-41	
159	6 1/4	9×16	9×18	3	22.0	611-159M60-916/918-22-41	
165	6 1/2	8×16	8×18	2	22.9	611-165M60-816/818-22-41	
165	6 1/2	8×16	9×18	3	22.9	611-165M60-816/918-22-41	
172	6 3/4	8×18	9×18	3	24.8	611-172M60-818/918-22-41	
178	7	8×18	9×18	3	25.0	611-178M60-818/918-22-41	
190	7 1/2	9×18	9×18	3	27.0	611-190M60-918/918-22-41	
203	8	9×18	9×18	3	29.1	611-203M60-918/918-22-41	



荣睿钻具UNIONDRILL DTH DRILL TOOLS

高风压潜孔钻头 High air pressure DTH Bits

8 //	钻头直径 Diameter		合金数量×直径 Noxbutton diameter		气孔 Air holes	重量 Weight (Kg)	编号 Part No.
	毫米 mm	英寸 inch	芯齿 Front	边齿 Gauge			
   	圆齿/凹面型 Spherical button/Concave face						
	200	7 7/8	6×18, 6×18	9×18	3	49.2	613-200D380-1218/918-22-41
	203	8	6×18, 6×18	9×18	3	49.7	613-203D380-1218/918-22-41
	216	8 1/2	6×18, 8×18	9×18	3	52.0	613-216D380-1418/918-22-41
	219	8 5/8	6×18, 9×18	9×18	3	52.7	613-219D380-1518/918-22-41
	222	8 3/4	3×18, 5×18	12×18, 6×18	3	53.7	613-222D380-818/1818-22-41
	226	8 7/8	3×18, 5×18	12×18, 6×18	3	54.1	613-226D380-818/1818-22-41
	229	9	3×18, 5×18	12×18, 6×18	3	56.0	613-229D380-818/1818-22-41
	241	9 1/2	3×18, 6×18	12×18, 6×18	3	60.1	613-241D380-918/1818-22-41
	251	9 7/8	3×18, 7×18	12×18, 6×18	3	62.8	613-251D380-1018/1818-22-41
	254	10	3×18, 7×18	12×18, 6×18	3	63.3	613-254D380-1018/1818-22-41
	270	10 5/8	3×18, 8×18	12×18, 6×18	3	71.1	613-270D380-1118/1818-22-41
	305	12	6×18, 8×18	12×18, 9×18	3	84.3	613-305D380-1418/2118-22-41
	抛物线齿/凸面型 Parabolic button/Convex face						
	203	8	6×18, 7×18	9×18	3	49.7	614-203D380-1318/918-22-51
	216	8 1/2	6×18, 8×18	9×18	3	52.0	614-216D380-1418/918-22-51
	222	8 3/4	6×18, 8×18	12×18	3	53.7	614-222D380-1418/1218-22-51
	圆齿/平面型 Spherical button/Flat face						
	203	8	9×18	9×18	3	49.7	611-203D380-918/918-22-41
	216	8 1/2	12×18	9×18	3	52.0	611-216D380-1218/918-22-41
	222	8 3/4	13×18	12×18	3	53.7	611-222D380-1318/1218-22-41
229	9	14×18	12×18	3	56.0	611-229D380-1418/1218-22-41	
   	圆齿/凹面型 Spherical button/Concave face						
	200	7 7/8	6×18, 6×18	9×18	3	41.0	613-200SD8-1218/918-22-41
	203	8	6×18, 6×18	9×18	3	42.0	613-203SD8-1218/918-22-41
	216	8 1/2	6×18, 8×18	9×18	3	53.6	613-216SD8-1418/918-22-41
	219	8 5/8	6×18, 9×18	9×18	3	54.0	613-219SD8-1518/918-22-41
	222	8 3/4	3×18, 5×18	12×18, 6×18	3	56.0	613-222SD8-818/1818-22-41
	226	8 7/8	3×18, 5×18	12×18, 6×18	3	57.0	613-226SD8-818/1818-22-41
	229	9	3×18, 5×18	12×18, 6×18	3	58.0	613-229SD8-818/1818-22-41
	241	9 1/2	3×18, 6×18	12×18, 6×18	3	63.0	613-241SD8-918/1818-22-41
	251	9 7/8	3×18, 7×18	12×18, 6×18	3	64.0	613-251SD8-1018/1818-22-41
	254	10	3×18, 7×18	12×18, 6×18	3	67.0	613-254SD8-1018/1818-22-41
	270	10 5/8	3×18, 8×18	12×18, 6×18	3	72.0	613-270SD8-1118/1818-22-41
	305	12	6×18, 8×18	12×18, 9×18	3	94.0	613-305SD8-1418/2118-22-41
	抛物线齿/凸面型 Parabolic button/Convex face						
	203	8	6×18, 7×18	9×18	3	42.0	614-203SD8-1318/918-22-51
	216	8 1/2	6×18, 8×18	9×18	3	53.6	614-216SD8-1418/918-22-51
	222	8 3/4	6×18, 8×18	12×18	3	54.0	614-222SD8-1418/1218-22-51
	圆齿/平面型 Spherical button/Flat face						
	203	8	9×18	9×18	3	42.0	611-203SD8-918/918-22-41
	216	8 1/2	12×18	9×18	3	53.6	611-216SD8-1218/918-22-41
	222	8 3/4	13×18	12×18	3	54.0	611-222SD8-1318/1218-22-41
229	9	14×18	12×18	3	58.0	611-229SD8-1418/1218-22-41	

荣睿钻具UNIONDRILL DTH DRILL TOOLS

高风压潜孔钻头 High air pressure DTH Bits

8 //	钻头直径 Diameter		合金数量×直径 Noxbutton diameter		气孔 Air holes	重量 Weight (Kg)	编号 Part No.
	毫米 mm	英寸 inch	芯齿 Front	边齿 Gauge			
	圆齿/凹面型 Spherical button/Concave face						
	200	7 7/8	6×18, 6×18	9×18	3	49.9	613-200QL80-1218/918-22-41
	203	8	6×18, 6×18	9×18	3	50.4	613-203QL80-1218/918-22-41
	216	8 1/2	6×18, 8×18	9×18	3	52.7	613-216QL80-1418/918-22-41
	219	8 5/8	6×18, 9×18	9×18	3	53.4	613-219QL80-1518/918-22-41
	222	8 3/4	3×18, 5×18	12×18, 6×18	3	54.4	613-222QL80-818/1818-22-41
	226	8 7/8	3×18, 5×18	12×18, 6×18	3	54.8	613-226QL80-818/1818-22-41
	229	9	3×18, 5×18	12×18, 6×18	3	55.2	613-229QL80-818/1818-22-41
	241	9 1/2	3×18, 6×18	12×18, 6×18	3	60.8	613-241QL80-918/1818-22-41
	251	9 7/8	3×18, 7×18	12×18, 6×18	3	63.5	613-251QL80-1018/1818-22-41
	254	10	3×18, 7×18	12×18, 6×18	3	64.0	613-254QL80-1018/1818-22-41
	270	10 5/8	3×18, 8×18	12×18, 6×18	3	71.8	613-270QL80-1118/1818-22-41
	305	12	6×18, 8×18	12×18, 9×18	3	85.0	613-305QL80-1418/2118-22-41
	抛物线齿/凸面型 Parabolic button/Convex face						
	203	8	6×18, 7×18	9×18	3	51.3	614-203QL80-1318/918-22-51
	216	8 1/2	6×18, 8×18	9×18	3	53.6	614-216QL80-1418/918-22-51
	222	8 3/4	6×18, 8×18	12×18	3	55.2	614-222QL80-1418/1218-22-51
	圆齿/平面型 Spherical button/Flat face						
	203	8	9×18	9×18	3	51.0	611-203QL80-918/918-22-41
	216	8 1/2	12×18	9×18	3	53.7	611-216QL80-1218/918-22-41
	222	8 3/4	13×18	12×18	3	54.4	611-222QL80-1318/1218-22-41
229	9	14×18	12×18	3	56.8	611-229QL80-1418/1218-22-41	
	圆齿/凹面型 Spherical button/Concave face						
	200	7 7/8	6×18, 6×18	9×18	3	40.8	613-200M80-1218/918-22-41
	203	8	6×18, 6×18	9×18	3	41.0	613-203M80-1218/918-22-41
	216	8 1/2	6×18, 8×18	9×18	3	41.8	613-216M80-1418/918-22-41
	219	8 5/8	6×18, 9×18	9×18	3	42.0	613-219M80-1518/918-22-41
	222	8 3/4	3×18, 5×18	12×18, 6×18	3	49.0	613-222M80-818/1818-22-41
	226	8 7/8	3×18, 5×18	12×18, 6×18	3	51.0	613-226M80-818/1818-22-41
	229	9	3×18, 5×18	12×18, 6×18	3	53.0	613-229M80-818/1818-22-41
	241	9 1/2	3×18, 6×18	12×18, 6×18	3	56.0	613-241M80-918/1818-22-41
	251	9 7/8	3×18, 7×18	12×18, 6×18	3	56.8	613-251M80-1018/1818-22-41
	254	10	3×18, 7×18	12×18, 6×18	3	57.0	613-254M80-1018/1818-22-41
	270	10 5/8	3×18, 8×18	12×18, 6×18	3	61.0	613-270M80-1118/1818-22-41
	305	12	6×18, 8×18	12×18, 9×18	3	77.0	613-305M80-1418/2118-22-41
	抛物线齿/凸面型 Parabolic button/Convex face						
	203	8	6×18, 7×18	9×18	3	41.0	614-203M80-1318/918-22-51
	216	8 1/2	6×18, 8×18	9×18	3	42.0	614-216M80-1418/918-22-51
	222	8 3/4	6×18, 8×18	12×18	3	49.0	614-222M80-1418/1218-22-51
	圆齿/平面型 Spherical button/Flat face						
	203	8	9×18	9×18	3	41.0	611-203M80-918/918-22-41
	216	8 1/2	12×18	9×18	3	42.0	611-216M80-1218/918-22-41
	222	8 3/4	13×18	12×18	3	49.0	611-222M80-1318/1218-22-41
229	9	14×18	12×18	3	53.0	611-229M80-1418/1218-22-41	

荣睿钻具UNIONDRILL DTH DRILL TOOLS

潜孔钻杆 DTH drill pipes




外径 Outer diameter		螺纹 Thread	壁厚 Wall thickness		长度 Length		扳手槽 Wrench flat		重量 Weight approx kg	编号 Part No.
毫米 mm	英寸 inch		毫米 mm	英寸 inch	毫米 mm	英尺 Foot	毫米 mm	英寸 inch		
API螺纹 API Reg thread										
76	3	2 3/8 API Reg	5.5	1/5	1000	3' 33/8"	57	2 1/4	17	63-076-1057-5.5-1000-42
76	3		5.5	1/5	1500	4' 11"	57	2 1/4	22	63-076-1057-5.5-1500-42
76	3		5.5	1/5	2000	6' 63/4"	57	2 1/4	26	63-076-1057-5.5-2000-42
76	3		5.5	1/5	3000	9' 10"	57	2 1/4	35	63-076-1057-5.5-3000-42
76	3	2 3/8 API Reg	5.5	1/5	1000	3' 33/8"	65	2 5/9	17	63-076-1065-5.5-1000-42
76	3		5.5	1/5	1500	4' 11"	65	2 5/9	22	63-076-1065-5.5-1500-42
76	3		5.5	1/5	2000	6' 63/4"	65	2 5/9	26	63-076-1065-5.5-2000-42
76	3		5.5	1/5	3000	9' 10"	65	2 5/9	35	63-076-1065-5.5-3000-42
76	3	2 3/8 API Reg	6.5	1/4	3000	9' 10"	65	2 5/9	46	63-076-1065-6.5-3000-42
76	3		6.5	1/4	4500	14' 9"	65	2 5/9	56	63-076-1065-6.5-4500-42
76	3		6.5	1/4	6000	19' 8"	65	2 5/9	73	63-076-1065-6.5-6000-42
89	3 1/2	2 3/8 API Reg	5.5	1/5	1000	3' 33/8"	65	2 5/9	20	63-089-1065-5.5-1000-42
89	3 1/2		5.5	1/5	1500	4' 11"	65	2 5/9	25	63-089-1065-5.5-1500-42
89	3 1/2		5.5	1/5	2000	6' 63/4"	65	2 5/9	30	63-089-1065-5.5-2000-42
89	3 1/2		5.5	1/5	3000	9' 10"	65	2 5/9	40	63-089-1065-5.5-3000-42
89	3 1/2	2 3/8 API Reg	6.5	1/4	1000	3' 33/8"	65	2 5/9	21	63-089-1065-6.5-1000-42
89	3 1/2		6.5	1/4	1500	4' 11"	65	2 5/9	26	63-089-1065-6.5-1500-42
89	3 1/2		6.5	1/4	2000	6' 63/4"	65	2 5/9	32	63-089-1065-6.5-2000-42
89	3 1/2		6.5	1/4	3000	9' 10"	65	2 5/9	45	63-089-1065-6.5-3000-42
89	3 1/2		6.5	1/4	4500	14' 9"	65	2 5/9	65	63-089-1065-6.5-4500-42
89	3 1/2		6.5	1/4	6000	19' 8"	65	2 5/9	84	63-089-1065-6.5-6000-42



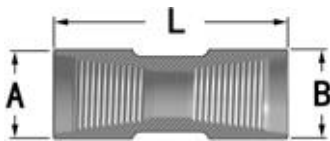
F螺纹 F thread										
50	2	F42×10	4.5	1/6	1000	3' 33/8"	40	1 5/8		63-050-6040-4.5-1000-42
60	2 3/8	F48×10	4.5	1/6	1000	3' 33/8"	40	1 5/8		63-060-6140-4.5-1000-42
60	2 3/8		4.5	1/6	1500	4' 11"	40	1 5/8		63-060-6140-4.5-1500-42
60	2 3/8		4.5	1/6	2000	6' 63/4"	40	1 5/8		63-060-6140-4.5-2000-42
60	2 3/8		4.5	1/6	3000	9' 10"	40	1 5/8		63-060-6140-4.5-3000-42

荣睿钻具UNIONDRILL DTH DRILL TOOLS

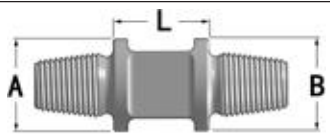
转换接头 subs



内螺纹A Box thread A	外螺纹B Pin thread B	外径 A Diameter A		外径 B Diameter B		长度 Length		扳手槽 Wrench flat		重量 Weight approx kg	编号 Part No.
		毫米 mm	英寸 inch	毫米 mm	英寸 inch	毫米 mm	英尺 Foot	毫米 mm	英寸 inch		
2 3/8"API Reg	2 3/8"API Reg	77	3	77	3	140	5 1/2	65	2 5/9	4.0	642-77-1010-65-140-42
2 3/8"API Reg	2 3/8"API Reg	90	3 1/2	90	3 1/2	140	5 1/2	65	2 5/9	5.5	642-90-1010-65-140-42
2 3/8"API Reg	2 3/8"API Reg	102	4	102	4	130	5 1/8	76	3	7.8	642-102-1010-76-130-42
2 3/8"API Reg	2 3/8"API IF	90	3 1/2	90	3 1/2	144	5 5/7	65	2 5/9	5.5	642-90-1011-65-144-42
2 3/8"API Reg	2 7/8"API Reg	95	3 3/4	95	3 3/4	130	5 1/8	65	2 5/9	8.0	642-95-1020-65-130-42
2 3/8"API Reg	3 1/2"API Reg	90	3 1/2	102	4	120	4 5/7	95	3 3/4	10.5	642-90-1030-95-120-42
2 3/8"API IF	2 3/8"API Reg	90	3 1/2	90	3 1/2	164	6 1/2	65	2 5/9	6.8	642-90-1110-65-164-42
2 7/8"API Reg	2 3/8"API Reg	90	3 1/2	90	3 1/2	154	6 1/8	65	2 5/9	6.5	642-90-2010-65-154-42
2 7/8"API Reg	3 1/2"API Reg	90	3 1/2	115	4 1/2	120	4 5/7	95	3 3/4	11.0	642-90-2030-95-120-42
3 1/2"API Reg	2 3/8"API Reg	115	4 1/2	115	4 1/2	219	8 5/8	95	3 3/4	12.5	642-115-3010-95-219-42
3 1/2"API Reg	2 3/8"API IF	115	4 1/2	115	4 1/2	160	6 2/7	95	3 3/4	10.5	642-115-3011-95-160-42
3 1/2"API Reg	2 7/8"API Reg	115	4 1/2	115	4 1/2	160	6 2/7	95	3 3/4	10.8	642-115-3020-95-160-42
3 1/2"API Reg	2 7/8"API IF	115	4 1/2	115	4 1/2	160	6 2/7	95	3 3/4	10.8	642-115-3021-95-160-42
3 1/2"API Reg	3 1/2"API Reg	115	4 1/2	115	4 1/2	160	6 2/7	95	3 3/4	10.5	642-115-3030-95-160-42
3 1/2"API Reg	4 1/2"API Reg	146	5 3/4	146	5 3/4	132	5 1/6	120	4 5/7	16.5	642-146-3040-120-132-42
4 1/2"API Reg	3 1/2"API Reg	146	5 3/4	115	4 1/2	235	9 1/4	95	3 3/4	19.0	642-146-4030-95-235-42
F48×10	F42×10	59	2 3/8	59	2 3/8	203	8	40	1 5/8		642-59-6160-40-203-42
F48×10	F48×10	59	2 3/8	59	2 3/8	203	8	40	1 5/8		642-59-6161-40-203-42
F48×10	2"API Reg	59	2 3/8	59	2 3/8	203	8	40	1 5/8		642-59-6190-40-203-42



内螺纹A Box thread A	内螺纹B Box thread B	外径 A Diameter A		外径 B Diameter B		长度 Length		扳手槽 Wrench flat		重量 Weight approx kg	编号 Part No.
		毫米 mm	英寸 inch	毫米 mm	英寸 inch	毫米 mm	英尺 Foot	毫米 mm	英寸 inch		
2 3/8"API Reg	2 3/8"API Reg	77	3	77	3	200	7 7/8	65	2 5/9	4.5	641-77-1010-65-200-42
2 3/8"API Reg	2 3/8"API Reg	90	3 1/2	90	3 1/2	200	7 7/8	65	2 5/9	6.0	641-90-1010-65-200-42
2 3/8"API Reg	2 7/8"API Reg	90	3 1/2	90	3 1/2	225	8 7/8	65	2 5/9	6.2	641-90-1020-65-225-42
2 3/8"API Reg	3 1/2"API Reg	115	4 1/2	115	4 1/2	210	8 1/4	95	3 3/4	10.0	641-115-1030-65-210-42



外螺纹A Pin thread A	外螺纹B Pin thread B	外径 A Diameter A		外径 B Diameter B		长度 Length		扳手槽 Wrench flat		重量 Weight approx kg	编号 Part No.
		毫米 mm	英寸 inch	毫米 mm	英寸 inch	毫米 mm	英尺 Foot	毫米 mm	英寸 inch		
2 3/8"API Reg	2 3/8"API Reg	90	3 1/2	90	3 1/2	70	2 3/4	65	2 5/9	4.6	643-90-1010-65-70-42
2 3/8"API Reg	3 1/2"API Reg	90	3 1/2	115	4 1/2	97	3 3/4	95	3 3/4	9.0	643-90-1030-95-97-42
3 1/2"API Reg	3 1/2"API Reg	115	4 1/2	115	4 1/2	90	3 1/2	95	3 3/4	10.0	643-115-3030-95-90-42



www.uniondrill.com

LIAOCHENG UNIONDRILL ROCK DRILLING TOOLS CO.,LTD.

Address:No.139 Zhengxing West Road,Liaocheng,Shandong,China.

Email:sales@uniondrill.com